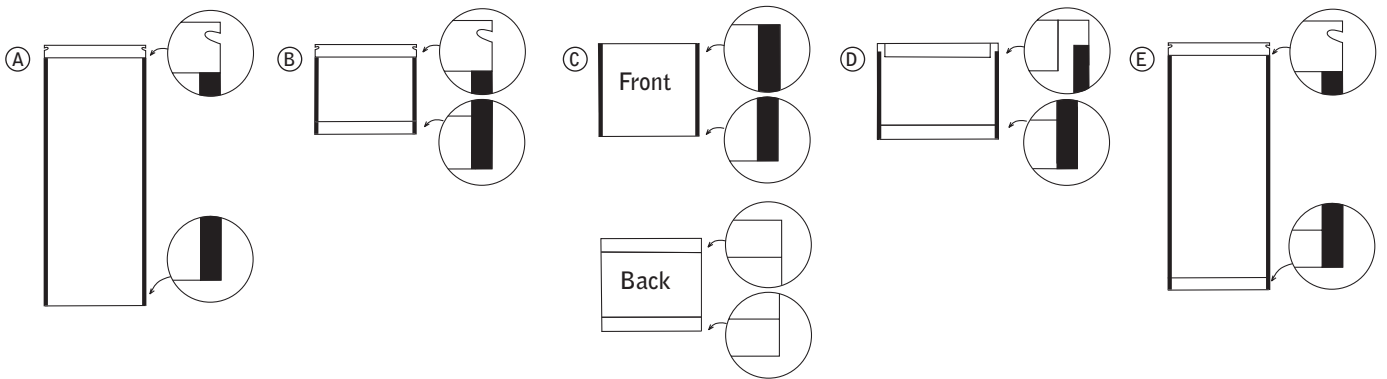
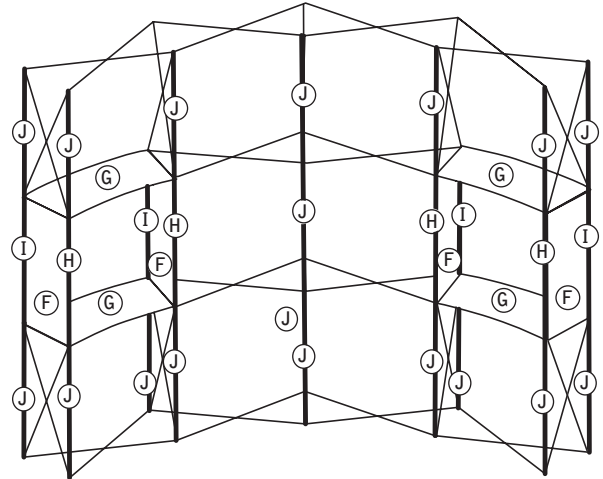
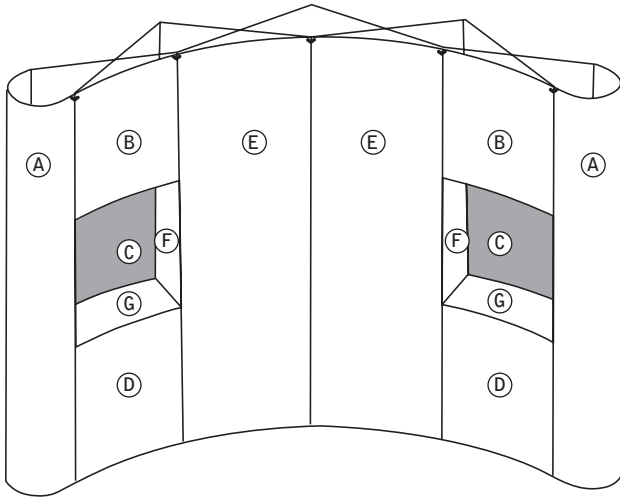


instructions

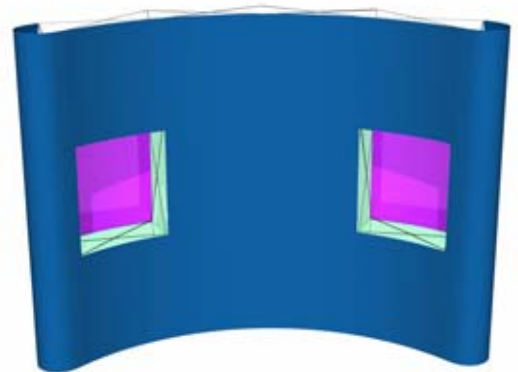
NW Frost- Mounting instruction

Network 4x3 curved, with NW Frost



Pieces	Graphic size
(A)	2 Panel 66x223,5 cm
(B)	2 Panel 68x75,4cm
(C)	2 Panel 80x75,4 cm
(D)	2 Panel 68x76,9 cm
(E)	2 Panel 68x223,5 cm

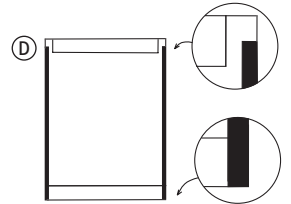
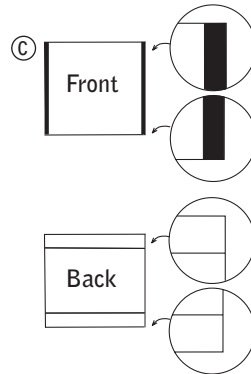
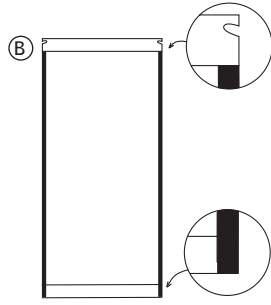
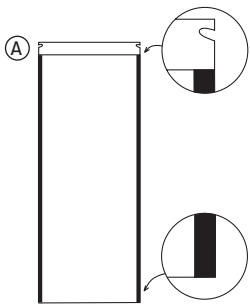
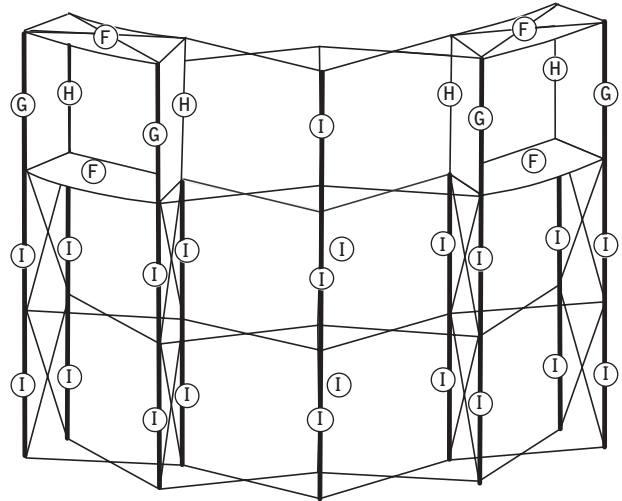
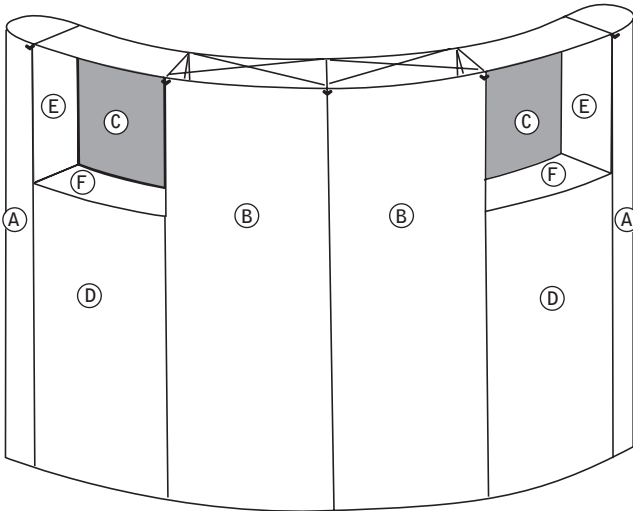
Pieces	Name	Art no
(F)	Nw Frost Interior side	6330-15
(G)	Nw Frost Inner shelf curved	6332-15
(H)	Magnetic rail, 2-Ways	6256
(I)	Magnetic rail, 3-Ways	6257
(J)	Magnetic rail, standard	6251
1	Magnetic tape 30m	6240
2	Mounting strip 66 mm	6286
4	Mounting strip 68 mm	6285
2	Mounting strip 80 mm	6283



instructions

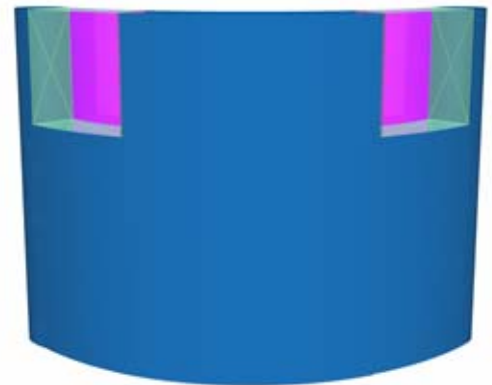
NW Frost – Mounting instruction

Network 4x3 convex, with NW Frost



	Pieces	Graphic size
Ⓐ	2	Panel end 66x223,5 cm
Ⓑ	2	Panel 80x223,5 cm
Ⓒ	2	Panel 68x77,5 cm
Ⓓ	2	Panel 80x150,2 cm

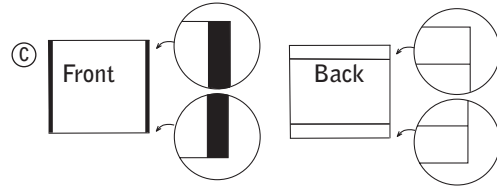
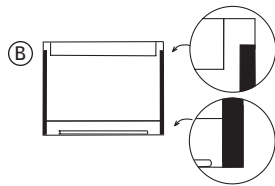
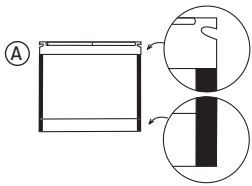
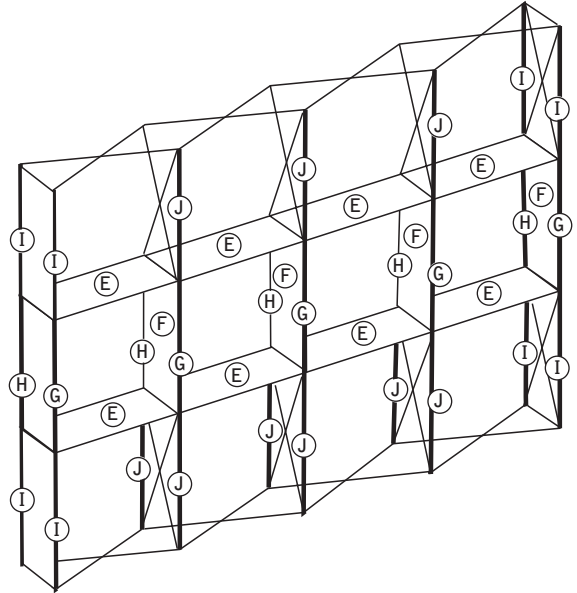
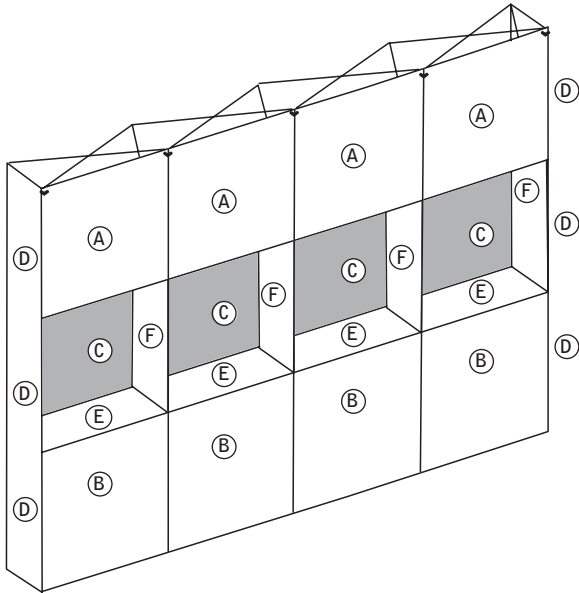
	Pieces	Name	Art no
Ⓔ	4	Nw Frost Interior side	6330-15
Ⓕ	4	Nw Frost Inner shelf curved	6332-15
Ⓖ	4	Magnetic rail, 2-Ways	6256
Ⓗ	4	Magnetic rail, 3-Ways	6257
Ⓘ	20	Magnetic rail, standard	6251
	1	Magnetic tape 30m	6240
	4	Mounting strip 80 cm	6283
	2	Mounting strip 68 cm	6285
	2	Mounting strip 66 cm	6286



instructions

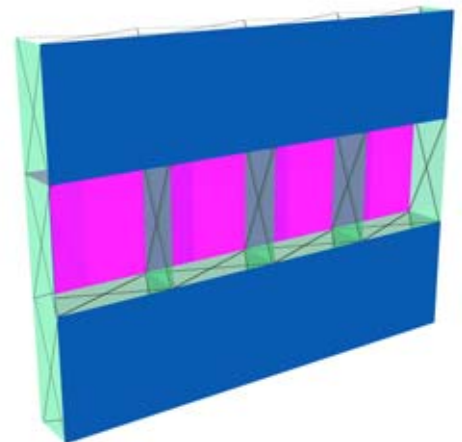
NW Frost – Mounting instruction

Network 4x3 straight, with NW Frost



	Pieces	Graphic size
Ⓐ	4	Panel 73,3x75,4 cm
Ⓑ	4	Panel 73,3x76,9 cm
Ⓒ	4	Panel 73,3x75,4 cm

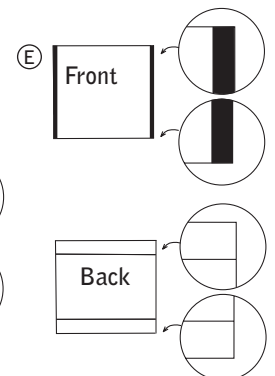
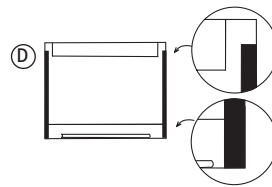
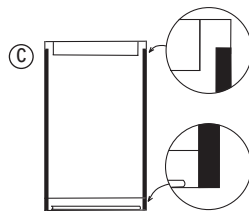
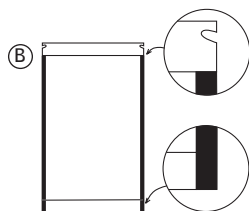
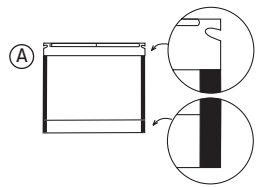
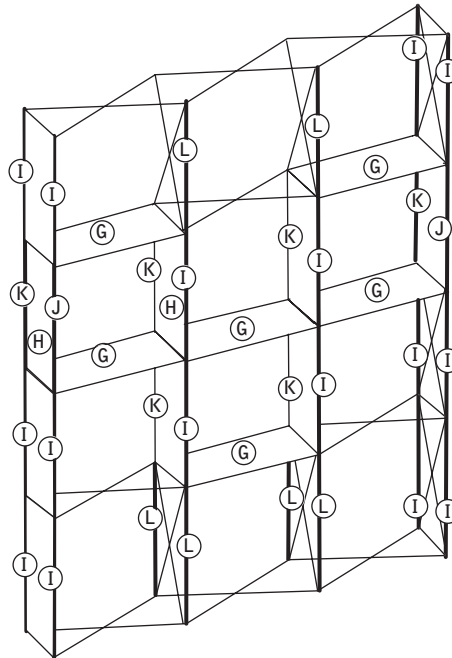
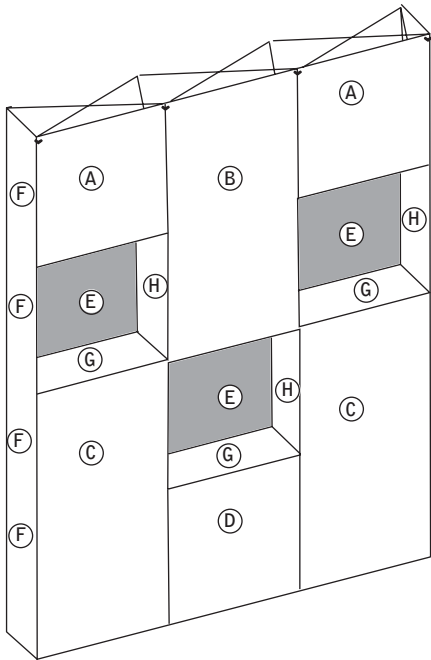
	Pieces	Name	Art no
Ⓓ	6	Nw Frost Exterior side	6336-15
Ⓔ	8	Nw Frost Inner shelf straight	6331-15
Ⓕ	8	Nw Frost Interior side	6330-15
Ⓖ	5	Magnetic rail, 3-Ways no centre tape	6257-00
Ⓗ	5	Magnetic rail, 3-Ways	6257
Ⓘ	8	Magnetic rail, 2-Ways	6256
Ⓙ	9	Magnetic rail, standard	6251
	1	Magnetic tape 30 m	6240
	12	Mounting strip 73,2 cm	6284



instructions


NW Frost- Mounting instruction

Network 3x4 straight, with NW Frost



Pieces	Graphic size
(A)	2 Panel 73,3x75,4 cm
(B)	1 Panel 73,3x148,7 cm
(C)	2 Panel 73,3x150,2 cm
(D)	1 Panel 73,3x76,9 cm
(E)	3 Panel 73,3x75,4 cm

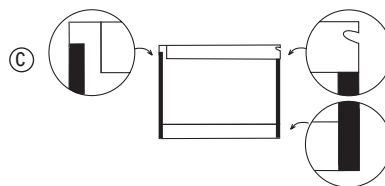
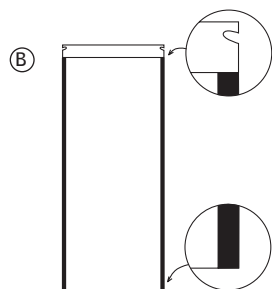
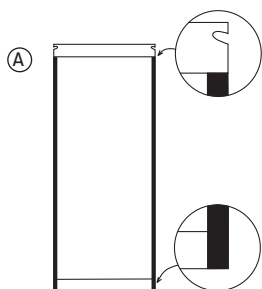
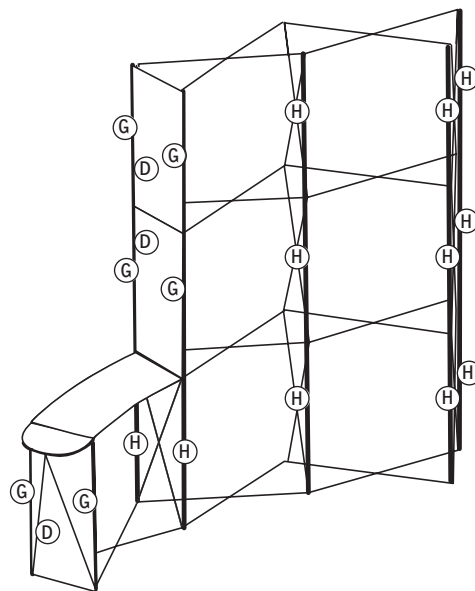
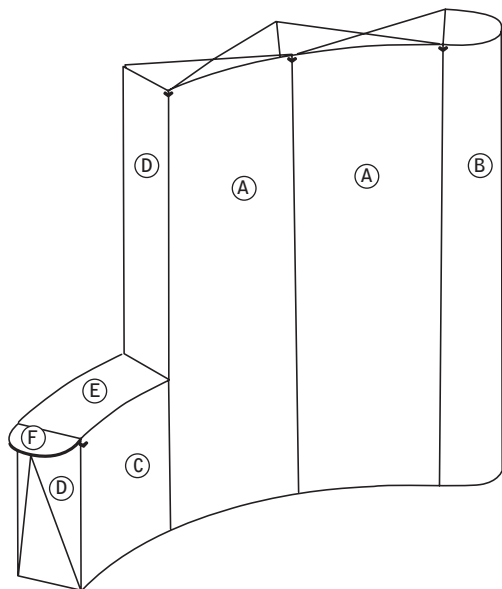
Pieces	Name	Art no
(F)	Nw Frost, Exterior side	6336-15
(G)	Nw Frost, Inner shelf, straight	6331-15
(H)	Nw Frost Interior side	6330-15
(I)	Magnetic rail, 2-Ways	6256
(J)	Magnetic rail, 3-Ways, no centre tape	6257-00
(K)	Magnetic rail, 3-Ways	6257
(L)	Magnetic rail, standard	6251
	Magnetic tape 30m	6240
	Mounting strip 732 mm	6284



instructions

NW Frost – Mounting instruction

Network 1x1, 2x3 curved, with NW Frost



	Pieces	Graphic size
(A)	2	Panel 68x223,5 cm
(B)	1	Panel end 66x223,5 cm
(C)	1	Panel 68x76,9 cm

	Pieces	Name	Art no
(D)	3	Nw Frost, Exterior side	6336-15
(E)	1	Nw Frost, Inner shelf, curved	6332-15
(F)	1	Nw Frost end shelf Exterior	6334-15
(G)	6	Magnetic rail, 2-Ways	6256
(H)	11	Magnetic rail, standard	6251
	1	Magnetic tape 30m	6240
	3	Mounting strip 68 cm	6285
	1	Mounting strip 66 cm	6286

